

Press Release

Andhra Pradesh Assembly Elections 2019
Analysis of Vote Share and Margin of Victory of MLAs

Association for Democratic Reforms

T-95, C.L. House, 2nd Floor,
Near Gulmohar Commercial Complex
Gautam Nagar,
New Delhi-110 049
Phone: +91-011-4165-4200
Fax : +91-11-46094248
Email : adr@adrindia.org

To report any electoral violations and malpractices during elections download the Election Watch Reporter (Android App)

https://play.google.com/store/apps/details?id=com.webrosoft.election_watch_reporter

Contents

Summary and Highlights	3
Vote Share of MLA	5
Margin of Victory for MLAs.....	9
Performance of Women MLAs in Andhra Pradesh Assembly Elections, 2019.....	13
Performance of Re-elected MLAs in Andhra Pradesh Assembly Elections, 2019	15
Details of NOTA	16
Vote Share and Margin of Victory of MLAs in Andhra Pradesh Assembly Elections	17
Contact Details	48
DISCLAIMER	48

Ramesh Kandula

Summary and Highlights

ADR and Andhra Pradesh Election Watch (APEW) have analysed the vote share for the 175 constituencies in the Andhra Pradesh Assembly Elections, 2019.

Vote Share of MLAs

- The MLAs of the Andhra Pradesh Assembly Elections, 2019 won by an average of 50.7 % of total votes polled. In the 2014 elections MLAs won by an average of 50.03 % of total votes polled.
- **103(59%)** MLAs won with 50% and above of the total votes polled in their constituency.
- **71(41%)** MLAs won with less than 50% of the total votes polled in their constituency.
- Out of 151 MLAs of **YSRCP**, **53(36%)** won with less than 50 % of total votes polled in their constituencies. **17(74%)** out of 23 MLAs **from TDP** and **1(100%)** MLA from **Jan Sena Party** have won with less than 50% of total votes polled in their constituency.
- **60(62%)** out of 96 MLAs analysed with declared criminal cases have won with a vote share of **50% and above**.
- **98(60%)** out of 163 crorepati MLAs analysed have won with a vote share of **50% and above**.

Margin of Victory

- 7 MLAs have won with margin of victory of less than 2000 votes.
- 3 MLAs have won with more than 50% of margin of victory.

MLAs with Declared Criminal Cases and their Margin of Victory:

1. 61 out of 96 MLAs with declared criminal cases have won against a runner up with a clean background.
2. Among these 61 MLAs, 8 MLAs have won with more than 20% margin of victory.
3. Among these, Amzath Basha Shaik Bepari (YSRCP) from Kadapa constituency won with 32.87 % margin of victory.
4. There are 20 MLAs with a clean background who have won against a runner up with declared criminal cases. Out of these 20 MLAs, 3 have won with more than 20 % margin of victory.

Crorepati MLAs and their Margin of Victory:

1. 11 out of 163 crorepati MLAs have won against a non-crorepati runners up.
2. Among these 11 MLAs, only one MLA has won with more than 20 % margin of victory.
3. Among these, Thoguru Arthur from Nandikotkur constituency won with 23.5% margin of victory.
4. There are 7 non-crorepati MLAs who have won against crorepati runners up. One of them has won with more than 20% of margin of victory.

Performance of Women MLAs

- Among the 175 MLAs, 14 are women.
- All of them won with more than 40% of vote share in their constituencies.
Among the women MLAs, Kangati Sreedevi (YSRCP) from Pattikinda Constituency has won with the highest vote share, i.e. 59.8 % in her constituency and 24.9% of margin of victory

Performance of Re-elected MLAs

- Out of total 55 re-elected MLAs **28** have won with more than 50% of vote share.
- **13** re-elected MLAs have won with less than 5% of margin of victory whereas 3 have won with more than 30% of margin of victory.

NOTA

- The NOTA button instated by the ECI in 2013 gave the voters an options of rejecting all the candidates in their constituency. Out of 3,14,09,811 votes polled in Andhra Pradesh Assembly, 2019, **4,01,324 (1.27%)** were polled for NOTA. Out of 2,89,91,058 votes polled in Andhra Pradesh Assembly, 2014, **1,55,207 (0.53%)** were polled for NOTA.

Ramesh Kondula

Vote Share of MLAs

The percentage of vote share was calculated by dividing the votes polled for the MLA by the total number of valid votes polled. The value of vote share represents votes won by the winning candidates among the total number of valid votes polled.

$$\text{Votes Share} = \frac{\text{Total Votes Polled for MLA}}{\text{Total No. of Valid Votes Polled}}$$

The MLAs of the Andhra Pradesh Assembly Elections, 2019 won by an average of 50.7 % of total votes polled. In the 2014 elections MLAs won by an average of 50.03 % of total votes polled.

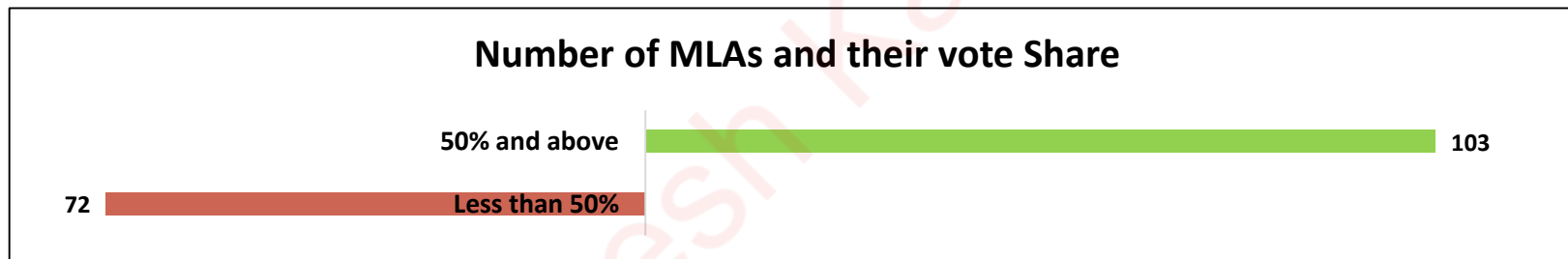


Figure: No. of MLAs- Vote Share

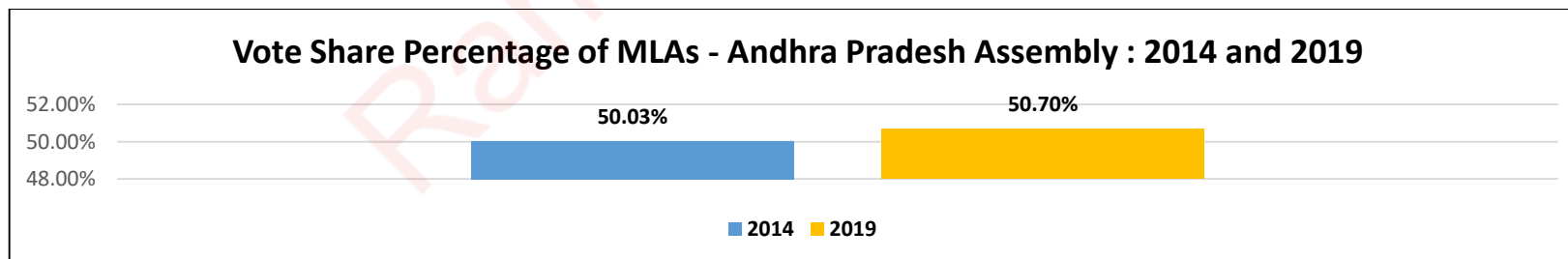


Figure: Vote Share Percentage of MLAs- Andhra Pradesh Assembly 2014 and 2019

MLAs with highest vote share: 103(59%) MLAs won with 50% and above of the total votes polled in their constituency. The top 3 MLAs who have attained the highest vote share during the Andhra Pradesh Assembly Elections,2019 are given below:

S.No.	MLA	Party	Constituency	Total Votes Polled	Total Votes Polled for the Winner	% of Vote Share
1	YEDUGURI SANDINTI JAGAN MOHAN REDDY	Yuvajana Sramika Rythu Congress Party	Pulivendla	180127	132356	73.5%
2	Anna Rambabu	Yuvajana Sramika Rythu Congress Party	Giddalur	196036	133111	67.9%
3	AMZATH BASHA SHAIK BEPARI	Yuvajana Sramika Rythu Congress Party	Kadapa	166688	104822	62.9%

Table: MLAs with the highest vote share

MLAs with Least Vote Share: 71(41%) MLAs won with less than 50% of the total votes polled in their constituency. The top 3 MLAs who have attained the least vote share during the Andhra Pradesh Assembly Elections,2019 are given below:

S.No.	MLA	Party	Constituency	Total Votes polled	Total Votes Polled for Winner	% of Vote share
1	RAPAKA VARA PRASADA RAO	Janasena Party	Razole	149605	50053	33.5%
2	CHETTI. PALGUNA	Yuvajana Sramika Rythu Congress Party	Araku valley	157575	53101	33.7%
3	GRANDHI SRINIVAS	Yuvajana Sramika Rythu Congress Party	Bhimavaram	192061	70642	36.8%

Table: MLAs with least vote share

Party Wise Vote Share

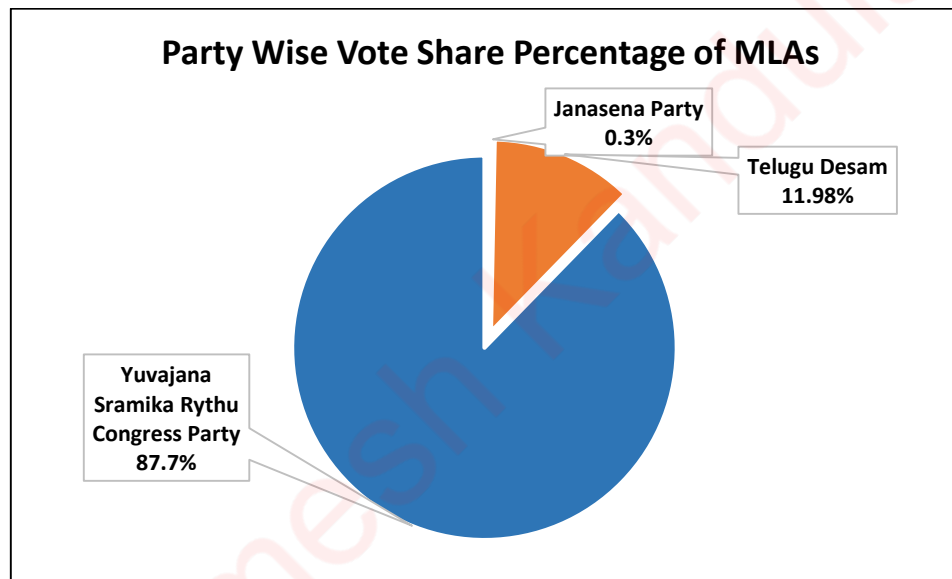


Figure: Party Wise Vote Share Percentage

Party	Number of MLAs	Percentage of Vote Share
Janasena Party	1	0.3%
Telugu Desam	23	11.98%
Yuvajana Sramika Rythu Congress Party	151	87.7%

Table: Party wise Vote Share of MLAs

- **Party Wise MLAs with Less than 50% of Vote Share** Out of 151 MLAs of **YSRCP**, **54(36%)** won with less than 50 % of total votes polled in their constituencies. **17(74%)** out of 23 MLAs from **TDP** and **1(100%)** MLA from **Janasena Party** have won with less than 50% of total votes polled in their constituency.

Party	Vote Share Percentage		Total Number of MLAs
	Number of MLAs with Less than 50%	Number of MLAs with Above 50%	
YSRCP	54	97	151
TDP	17	6	23
Jana Sena Party	1	0	1
Grand Total	72	103	175

Table: Party Wise MLAs with Less than 50% of Vote Share




Figure: Vote Share of MLAs with declared criminal cases and Crorepati MLAs

MLAs with Declared Criminal Cases and their Vote Share: 60(62%) out of 96 MLAs analysed with declared criminal cases have won with a vote share of 50% and above.

Crorepati MLAs and their Vote Share: 97(60%) out of 163 crorepati MLAs analysed have won with a vote share of 50% and above.

Margin of Victory for MLAs

Margin of Victory = Vote Polled for Winners – Votes Polled for the Runner Up

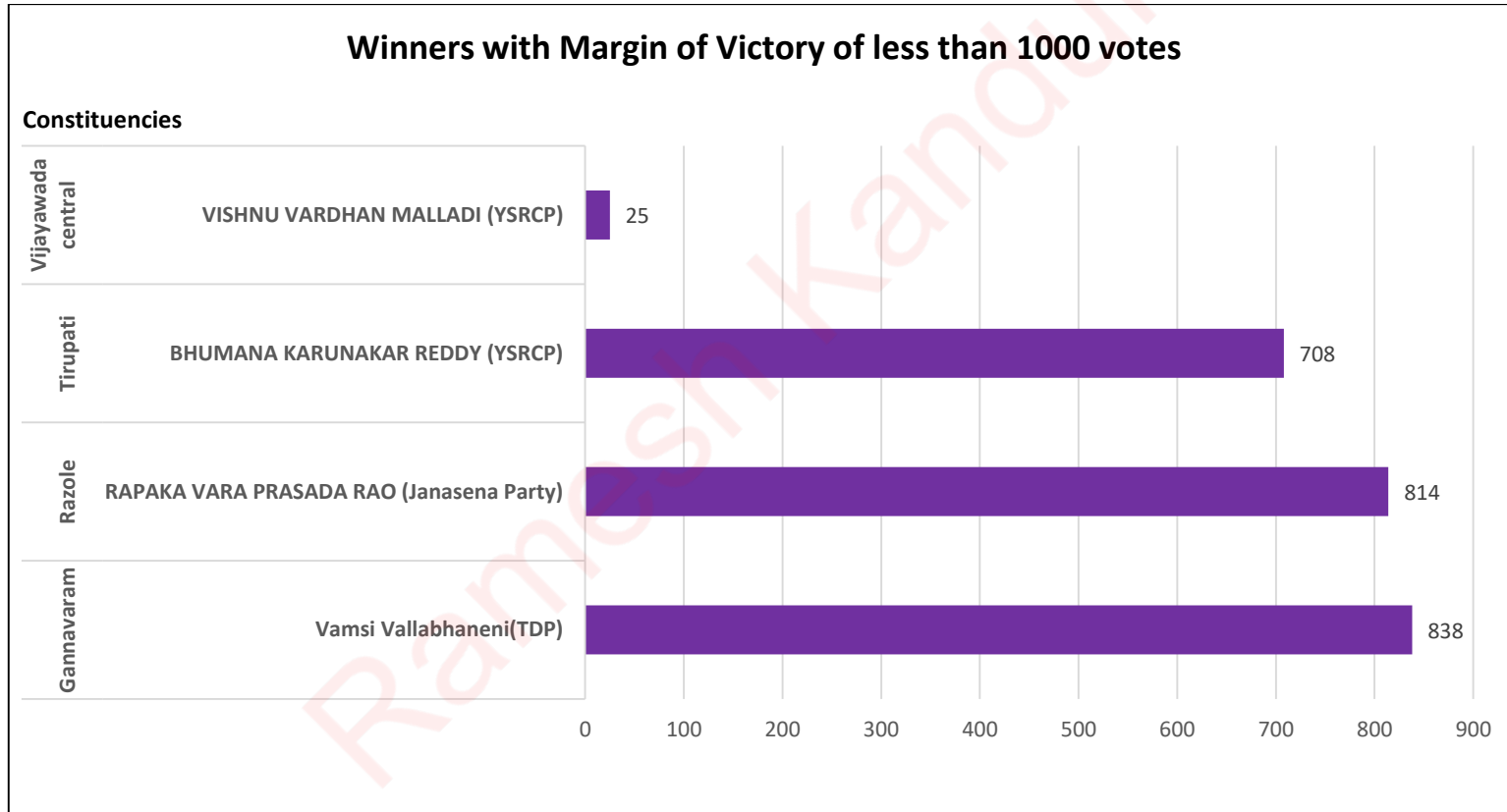


Figure: MLAs with Margin of Victory less than 1000 votes

MLAs with Margin of Victory less than 1000 votes: The details of MLAs with Margin of Victory less than 1000 votes are given below:

S.No.	Constituency	Total Votes Polled in the Constituency	MLA	Party	Total votes polled for winner	% of Vote Share	Runners up	Party	Votes Polled for Runners up	% of Vote Share Runners up	Margin of Victory*	% of Margin of Victory
1	Vijayawada central	178013	VISHNU VARDHAN MALLADI	YuvaJana Sramika Rythu Congress Party	70721	39.73%	BONDA UMAMAHESWARA RAO	Telugu Desam	70696	39.71%	25	0.01%
2	Tirupati	180429	BHUMANA KARUNAKAR REDDY	YuvaJana Sramika Rythu Congress Party	80544	44.6%	M SUGUNA	Telugu Desam	79836	44.2%	708	0.39%
3	Razole	149605	RAPAKA VARA PRASADA RAO	Janasena Party	50053	33.5%	RAJESWARA RAO BONTHU	Telugu Desam	49239	32.9%	814	0.54%
4	Gannavaram	220718	Vamsi Vallabhaneni	Telugu Desam	103881	47.1%	Yarlagadda Venkatarao	YuvaJana Sramika Rythu Congress Party	103043	46.7%	838	0.38%

Table: MLAs with Margin of Victory less than 1000 votes

*Margin of Victory = Votes polled for winner – Votes Polled for the runners up

MLAs with Margin of Victory more than 30%: The details of MLAs with Margin of Victory more than 30% are given below:

S.No.	Constituency	Total Valid Votes in The Constituency	MLA	Party	Total votes winer	% of Vote share	Runners up	Party	Votes Polled for Runners up	% of Vote Share of Runners up	Margin of Victory	Margin of Victory %
1	Pulivendla	180127	YEDUGURI SANDINTI JAGAN MOHAN REDDY	Yuvajana Sramika Rythu Congress Party	132356	73.5%	VENKATA SATISH KUMAR REDDY SINGA REDDY	Telugu Desam	42246	0.23453452	90110	50.0%
2	Giddalur	196036	Anna Rambabu	Yuvajana Sramika Rythu Congress Party	133111	67.9%	Ashok Reddy Muthumula	Telugu Desam	52076	0.26564509	81035	41.3%
3	Kadapa	166688	AMZATH BASHA SHAIK BEPARI	Yuvajana Sramika Rythu Congress Party	104822	62.9%	AMEER BABU NAWABJAN	Telugu Desam	50028	0.30012958	54794	32.9%
4	Sullurpeta	192963	Kiliveti Sanjeevaiah	Yuvajana Sramika Rythu Congress Party	119627	62.0%	Dr. Parasa Venkata Rathnaiah	Telugu Desam	58335	0.30231184	61292	31.8%
5	Paderu	140616	BHAGYA LAKSHMI KOTTAGULLI	Yuvajana Sramika Rythu Congress Party	71153	50.6%	ESWARI. GIDDI	Telugu Desam	28349	0.20160579	42804	30.4%

Table: MLAs with Margin of Victory more than 30%

Party Wise Percentage of Margin of Victory

Party	Percentage of Margin of Victory						Total Number of MLAs
	Less than 10%	10%-20%	21%-30%	31%-40%	41%-50%	50%-60%	
Janasena Party	1	0	0	0	0	0	1
Telugu Desam	17	6	0	0	0	0	23
Yuvajana Sramika Rythu Congress Party	60	66	21	2	1	1	151
Total Number of MLAs	78	72	21	2	1	1	175

Table: Party Wise Percentage of Margin of Victory

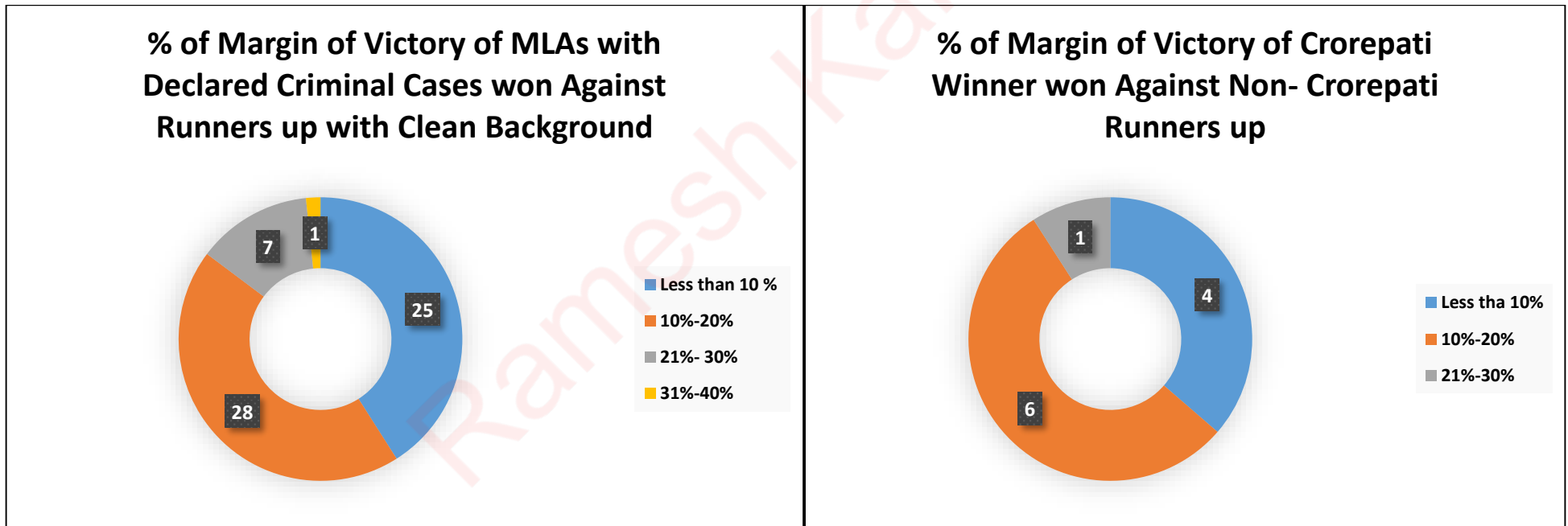


Figure: Margin of Victory of MLAs with declared criminal cases and Crorepati MLAs

MLAs with Declared Criminal Cases and their Margin of Victory:

1. **61** out of 96 MLAs with declared criminal cases have won against a runner up with a clean background.
2. Among these 61 MLAs, 8 MLAs have won with more than 20% margin of victory.
3. Among these, Amzath Basha Shaik Bepari (YSRCP) from Kadapa constituency won with 32.87 % margin of victory.
4. There are 20 MLAs with a clean background who have won against a runner up with declared criminal cases. Out of these 20 MLAs, 3 have won with more than 20 % margin of victory.

Crorepati MLAs and their Margin of Victory:

1. 11 out of 163 crorepati MLAs have won against a non-crorepati runners up.
2. Among these 11 MLAs, only one MLA has won with more than 20 % margin of victory.
3. Among these, Thoguru Arthur from Nandikotkur constituency won with 23.5% margin of victory.
4. There are 7 non-crorepati MLAs who have won against crorepati runners up. One of them has won with more than 20% of margin of victory.

Performance of Women MLAs in Andhra Pradesh Assembly Elections, 2019

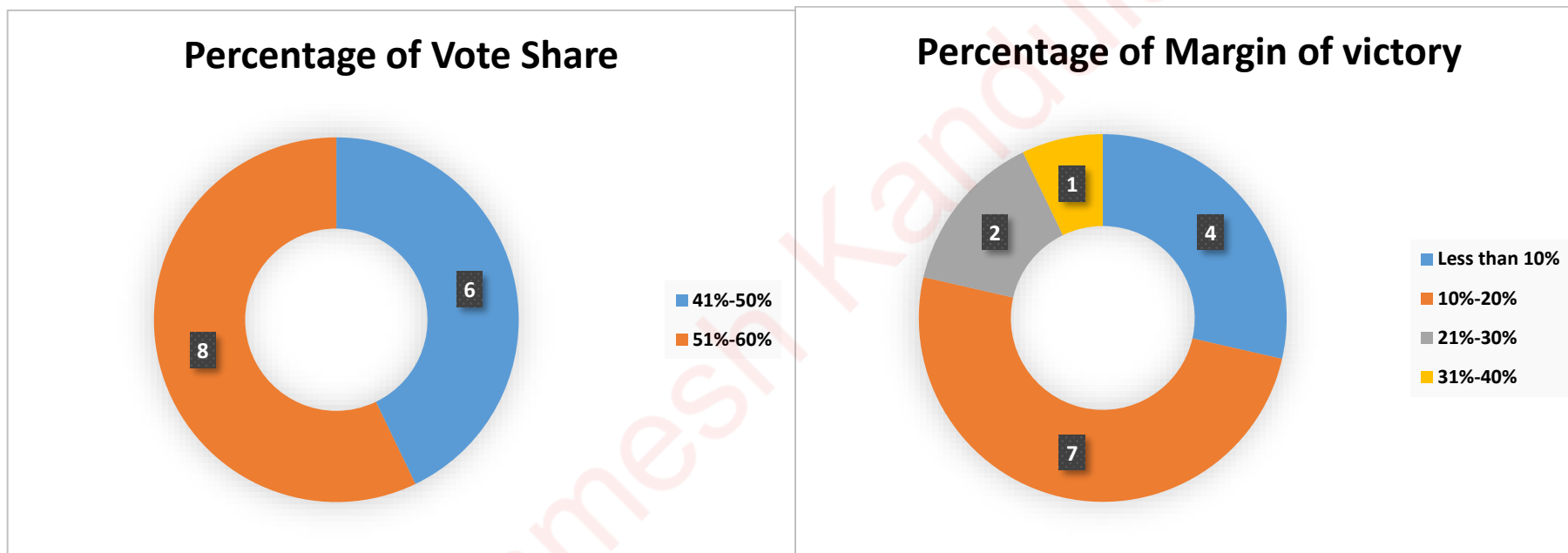


Figure: Performance of Women MLAs

- Among the 175 MLAs, 14 are women.
- All of them won with more than 40% of vote share in their constituencies.
- Among the women MLAs, Kangati Sreedevi (YSRCP) from Pattikinda Constituency has won with the highest vote share, i.e. 59.8 % in her constituency and 24.9% of margin of victory.

Performance of Re-elected MLAs in Andhra Pradesh Assembly Elections, 2019

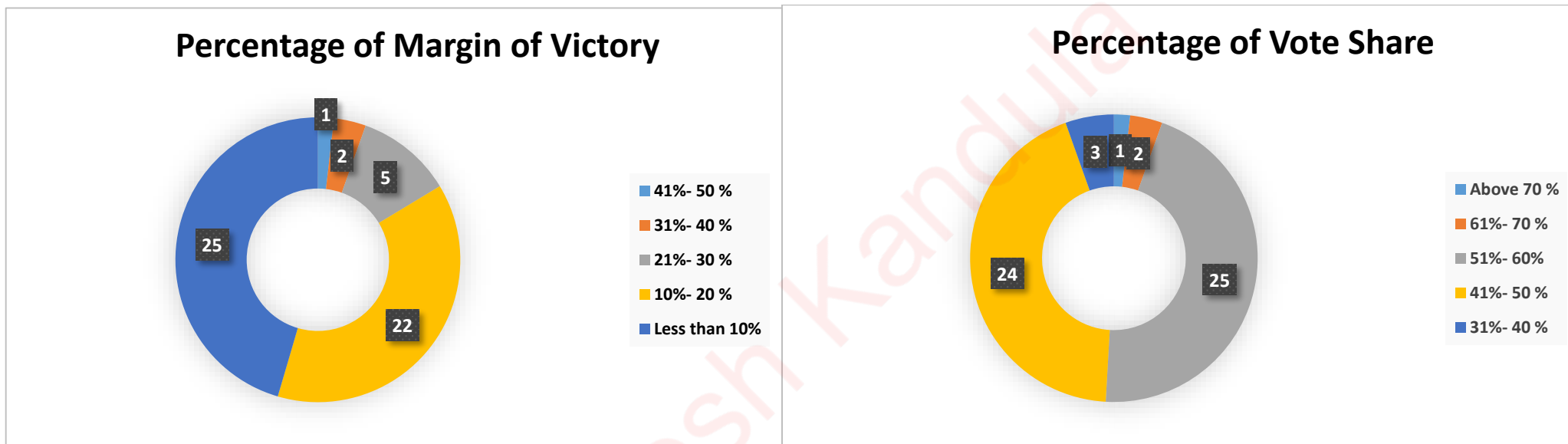


Figure: Performance of Re-Elected MLAs

Percentage Range	Margin of Victory	Vote Share
Above 70 %	0	1
61%- 70 %	0	2
51%- 60%	0	25
41%- 50 %	1	24
31%- 40 %	2	3
21%- 30 %	5	0
10%- 20 %	22	0
Less than 10%	25	0

Table: Performance of Re-Elected MLAs

- Out of total 55 re-elected MLAs **28** have won with more than 50% of vote share.

- **13** re-elected MLAs have won with less than 5% of margin of victory whereas 3 have won with more than 30% of margin of victory.

Details of NOTA

- The NOTA button instated by the ECI in 2013 gave the voters an options of rejecting all the candidates in their constituency. Out of 3,14,09,811 votes polled in Andhra Pradesh Assembly, 2019, **4,01,324 (1.27%)** were polled for NOTA. Out of 2,89,91,058 votes polled in Andhra Pradesh Assembly, 2014, **1,55,207 (0.53%)** were polled for NOTA.
- The top ten constituencies with highest votes polled for NOTA are as follows:

S.No.	Constituency	Total Votes Polled in Constituency	Total Votes Polled for Winner	% of Vote share	Votes Polled for NOTA	% of Votes Polled for NOTA
1	Araku valley	157575	53101	33.7%	10177	6.46%
2	Paderu	140616	71153	50.6%	7808	5.55%
3	Polavaram	213311	110523	51.8%	6004	2.81%
4	Narsipatnam	174330	93818	53.8%	5765	3.31%
5	PAYAKARAOPEETA	195725	98745	50.5%	5189	2.65%
6	Chodavaram	174724	94215	53.9%	5036	2.88%
7	Salur	151713	78430	51.7%	4874	3.21%
8	Nellimarla	177463	94258	53.1%	4766	2.69%
9	V.Madugula	154609	78830	51.0%	4672	3.02%
10	Gajapathinagaram	172331	93270	54.1%	4638	2.69%

Table: Top 10 Constituencies with highest votes polled for NOTA

Vote Share and Margin of Victory of MLAs in Andhra Pradesh Assembly Elections

S.No.	Constituency	Total Votes Polled in the Constituency	MLA	Party	Total Votes polled for Winner	% of Vote Share	Runners up	Party	Votes Polled for Runners up	% of Vote Share of Runners up	Margin of Victory	% of Margin of Victory
1	Pulivendla	180127	YEDUGURI SANDINTI JAGAN MOHAN REDDY	Yuvajana Sramika Rythu Congress Party	132356	73.50%	VENKATA SATISH KUMAR REDDY SINGA REDDY	Telugu Desam	42246	23.45%	90110	50.00%
2	Giddalur	196036	Anna Rambabu	Yuvajana Sramika Rythu Congress Party	133111	67.90%	Ashok Reddy Muthumula	Telugu Desam	52076	26.56%	81035	41.30%
3	Kadapa	166688	AMZATH BASHA SHAIK BEPARI	Yuvajana Sramika Rythu Congress Party	104822	62.90%	AMEER BABU NAWABJAN	Telugu Desam	50028	30.01%	54794	32.90%
4	Sullurpeta	192963	Kiliveti Sanjeevaiah	Yuvajana Sramika Rythu Congress Party	119627	62.00%	Dr. Parasa Venkata Rathnaiah	Telugu Desam	58335	30.23%	61292	31.80%
5	Jammalamadugu	203879	Mule Sudheer Reddy	Yuvajana Sramika Rythu Congress Party	125005	61.30%	Rama Subba Reddy Ponnapureddy	Telugu Desam	73364	35.98%	51641	25.30%

S.No.	Constituency	Total Votes Polled in the Constituency	MLA	Party	Total Votes polled for Winner	% of Vote Share	Runners up	Party	Votes Polled for Runners up	% of Vote Share of Runners up	Margin of Victory	% of Margin of Victory
6	Badvel	156819	Dr. G. Venkata Subbaiah	Yuvajana Sramika Rythu Congress Party	95482	60.90%	Dr. Obulapuram Raja Sekhar	Telugu Desam	50748	32.36%	44734	28.50%
7	Srisailam	152679	SILPA CHAKRAPANI REDDY	Yuvajana Sramika Rythu Congress Party	92236	60.40%	BUDDA RAJASEKHARA REDDY	Telugu Desam	53538	35.07%	38698	25.30%
8	Chittoor	151550	Aranii Srenevasulu (Jangalapalli)	Yuvajana Sramika Rythu Congress Party	91206	60.20%	A. S. Manohar	Telugu Desam	51238	33.81%	39968	26.40%
9	Anaparthi	186710	DOCTOR. SATHI SURYANARAYANA REDDY	Yuvajana Sramika Rythu Congress Party	111771	59.90%	NALLAMILI RAMAKRISHNA REDDY	Telugu Desam	56564	30.30%	55207	29.60%
10	Pattikonda	168788	KANGATI SREEDEVI	Yuvajana Sramika Rythu Congress Party	100981	59.80%	K E SHYAM KUMAR	Telugu Desam	58916	34.91%	42065	24.90%
11	Singanamala	197466	Padmavathy Jonnalagadda	Yuvajana Sramika Rythu Congress Party	118044	59.80%	Bandaru Sravani Sree	Telugu Desam	71802	36.36%	46242	23.40%

S.No.	Constituency	Total Votes Polled in the Constituency	MLA	Party	Total Votes polled for Winner	% of Vote Share	Runners up	Party	Votes Polled for Runners up	% of Vote Share of Runners up	Margin of Victory	% of Margin of Victory
12	Gangadhara Nellore	172673	K. NARAYANA SWAMY	Yuvajana Sramika Rythu Congress Party	103038	59.70%	ANAGANTI HARIKRISHNA	Telugu Desam	57444	33.27%	45594	26.40%
13	Gudur	184230	Velagapalli Varaprasad Rao	Yuvajana Sramika Rythu Congress Party	109759	59.60%	Pasim Sunil Kumar	Telugu Desam	64301	34.90%	45458	24.70%
14	Thamballapalle	177269	PEDDIREDDY DWARAKANATHA REDDY	Yuvajana Sramika Rythu Congress Party	105444	59.50%	GULLOLA SHANKAR	Telugu Desam	58506	33.00%	46938	26.50%
15	Nandikotkur	172529	THOGURU ARTHUR	Yuvajana Sramika Rythu Congress Party	102565	59.40%	BANDI JAYARAJU	Telugu Desam	61955	35.91%	40610	23.50%
16	Proddatur	182293	Rachamalla Siva Prasad Reddy	Yuvajana Sramika Rythu Congress Party	107941	59.20%	Mallela Linga Reddy	Telugu Desam	64793	35.54%	43148	23.70%
17	Satyavedu	176114	Adimulam Koneti	Yuvajana Sramika Rythu Congress Party	103941	59.00%	Jadda Rajasekhar	Telugu Desam	59197	33.61%	44744	25.40%

S.No.	Constituency	Total Votes Polled in the Constituency	MLA	Party	Total Votes polled for Winner	% of Vote Share	Runners up	Party	Votes Polled for Runners up	% of Vote Share of Runners up	Margin of Victory	% of Margin of Victory
18	Kanigiri	192770	Burra Madhu Sudhan Yadav	Yuvajana Sramika Rythu Congress Party	112730	58.50%	Dr. MUKKU UGRA NARASIMHA REDDY	Telugu Desam	71827	37.26%	40903	21.20%
19	Dhone	174495	Buggana Raja Reddy	Yuvajana Sramika Rythu Congress Party	100845	57.80%	Kambalapadu Ediga Prathap	Telugu Desam	65329	37.44%	35516	20.40%
20	Rajampet	164846	Meda Venkata Mallikarjuna Reddy	Yuvajana Sramika Rythu Congress Party	95266	57.80%	Bathyalu Changan Rayudu	Telugu Desam	59994	36.39%	35272	21.40%
21	Udayagiri	185820	MEKAPATI CHANDRA SEKHAR REDDY	Yuvajana Sramika Rythu Congress Party	106487	57.30%	BOLLINENI VENKATA RAMARAO	Telugu Desam	69959	37.65%	36528	19.70%
22	Darsi	195348	Maddisetty Venugopal	Yuvajana Sramika Rythu Congress Party	111914	57.30%	Kadiri Babu Rao	Telugu Desam	72857	37.30%	39057	20.00%
23	Venkatagiri	190714	ANAM RAMANARAYANA REDDY	Yuvajana Sramika Rythu Congress Party	109204	57.30%	KURUGONDLA RAMAKRISHNA	Telugu Desam	70484	36.96%	38720	20.30%

S.No.	Constituency	Total Votes Polled in the Constituency	MLA	Party	Total Votes polled for Winner	% of Vote Share	Runners up	Party	Votes Polled for Runners up	% of Vote Share of Runners up	Margin of Victory	% of Margin of Victory
24	Kodur	136770	Koramutla Sreenivasulu	Yuvajana Sramika Rythu Congress Party	78312	57.30%	Panthagani Narasimha Prasad	Telugu Desam	43433	31.76%	34879	25.50%
25	Allagadda	185693	Gangula Brijendra Reddy (Nani)	Yuvajana Sramika Rythu Congress Party	105905	57.00%	Akhila Priya Bhuma	Telugu Desam	70292	37.85%	35613	19.20%
26	Rayachoti	173843	GADIKOTA. SRIKANTH REDDY.	Yuvajana Sramika Rythu Congress Party	98990	56.90%	RAMESH KUMAR REDDY REDDAPPAGARI	Telugu Desam	66128	38.04%	32862	18.90%
27	Panyam	215690	KATASANI RAMBHUPAL REDDY	Yuvajana Sramika Rythu Congress Party	122476	56.80%	GOWRU CHARITHA REDDY	Telugu Desam	78619	36.45%	43857	20.30%
28	Puttaparthi	171291	DUDDUKUNTA SREEDHAR REDDY	Yuvajana Sramika Rythu Congress Party	97234	56.80%	PALLE.RAGHUNATHA REDDY	Telugu Desam	65979	38.52%	31255	18.20%
29	Kodumur	167971	JARADODDI SUDHAKAR	Yuvajana Sramika Rythu Congress Party	95037	56.60%	BURLA. RAMANJANEYULU	Telugu Desam	58992	35.12%	36045	21.50%

S.No.	Constituency	Total Votes Polled in the Constituency	MLA	Party	Total Votes polled for Winner	% of Vote Share	Runners up	Party	Votes Polled for Runners up	% of Vote Share of Runners up	Margin of Victory	% of Margin of Victory
30	Alur	189321	P Jayaram	Yuvajana Sramika Rythu Congress Party	107101	56.60%	Kotla Sujathamma	Telugu Desam	67205	35.50%	39896	21.10%
31	Kovur	205567	NALLAPAREDDY PRASANNA KUMAR REDDY	Yuvajana Sramika Rythu Congress Party	116239	56.50%	POLAMREDDY SRINIVASULU REDDY	Telugu Desam	76348	37.14%	39891	19.40%
32	Yerragondapalem	176447	Audimulapu Suresh	Yuvajana Sramika Rythu Congress Party	99408	56.30%	Budala Ajitha Rao	Telugu Desam	67776	38.41%	31632	17.90%
33	Pamaru	157691	Anil Kumar Kaile	Yuvajana Sramika Rythu Congress Party	88547	56.20%	Kalpana Uppuleti	Telugu Desam	57674	36.57%	30873	19.60%
34	Gopalapuram	199464	Venkatrao Talari	Yuvajana Sramika Rythu Congress Party	111785	56.00%	Muppidi Venkateswara Rao	Telugu Desam	74324	37.26%	37461	18.80%
35	Mydukur	169289	Raghurami Reddy Settipally	Yuvajana Sramika Rythu Congress Party	94849	56.00%	Sudhakar Yadav Putta	Telugu Desam	65505	38.69%	29344	17.30%

S.No.	Constituency	Total Votes Polled in the Constituency	MLA	Party	Total Votes polled for Winner	% of Vote Share	Runners up	Party	Votes Polled for Runners up	% of Vote Share of Runners up	Margin of Victory	% of Margin of Victory
36	Chandragiri	228192	Dr.CHEVIREDDY BHASKAR REDDY	Yuvajana Sramika Rythu Congress Party	127790	56.00%	PULLIVARTHI VENKATA MANI PRASAD	Telugu Desam	86035	37.70%	41755	18.30%
37	Guntakal	191057	Y. VENKATARAMA REDDY	Yuvajana Sramika Rythu Congress Party	106922	56.00%	R Jitendra Gowd	Telugu Desam	58390	30.56%	48532	25.40%
38	Srikalahasti	195994	Madhusudhan Reddy Biyyapu	Yuvajana Sramika Rythu Congress Party	109541	55.90%	Bojjala Venkata Sudhir Reddy	Telugu Desam	71400	36.43%	38141	19.50%
39	Kamalapuram	158347	POCHIMAREDDY RAVINDRANATH REDDY	Yuvajana Sramika Rythu Congress Party	88482	55.90%	NARASIMHA REDDY PUTHA	Telugu Desam	61149	38.62%	27333	17.30%
40	Puthalapattu	186918	M. BABU	Yuvajana Sramika Rythu Congress Party	103265	55.20%	LALITHA KUMARI	Telugu Desam	74102	39.64%	29163	15.60%
41	Kuppam	181499	Nara Chandra Babu Naidu	Telugu Desam	100146	55.20%	Krishna Chandra Mouli	Yuvajana Sramika Rythu Congress Party	69424	38.25%	30722	16.90%

S.No.	Constituency	Total Votes Polled in the Constituency	MLA	Party	Total Votes polled for Winner	% of Vote Share	Runners up	Party	Votes Polled for Runners up	% of Vote Share of Runners up	Margin of Victory	% of Margin of Victory
42	Narasaraopet	183129	GOPIREDDY SRINIVASAREDDY	Yuvajana Sramika Rythu Congress Party	100994	55.10%	ARAVINDA BABU CHADALAVADA	Telugu Desam	68717	37.52%	32277	17.60%
43	Nandyal	197490	SHILPA RAVI CHANDRA KISHORE REDDY	Yuvajana Sramika Rythu Congress Party	108868	55.10%	Bhuma Brahmanandha Reddy	Telugu Desam	74308	37.63%	34560	17.50%
44	Raptadu	202180	Thopudurthi Prakash Reddy	Yuvajana Sramika Rythu Congress Party	111201	55.00%	Paritala Sreeram	Telugu Desam	85626	42.35%	25575	12.60%
45	Punganur	195868	PEDDIREDDI RAMACHANDRA REDDY	Yuvajana Sramika Rythu Congress Party	107431	54.80%	N.ANESHA REDDY	Telugu Desam	63876	32.61%	43555	22.20%
46	Mantralayam	159345	Y. BALANAGI REDDY	Yuvajana Sramika Rythu Congress Party	86896	54.50%	PALAKURTHI THIKKA REDDY	Telugu Desam	63017	39.55%	23879	15.00%
47	Palamaner	218957	N VENKATE GOWDA	Yuvajana Sramika Rythu Congress Party	119241	54.50%	AMARNATHA REDDY. N	Telugu Desam	87625	40.02%	31616	14.40%

S.No.	Constituency	Total Votes Polled in the Constituency	MLA	Party	Total Votes polled for Winner	% of Vote Share	Runners up	Party	Votes Polled for Runners up	% of Vote Share of Runners up	Margin of Victory	% of Margin of Victory
48	Unguturu	173841	Puppala Srinivasarao	Yuvajana Sramika Rythu Congress Party	94621	54.40%	Ganni Veeranjanyulu	Telugu Desam	61468	35.36%	33153	19.10%
49	Gajapathinagaram	172331	APPALANARASAYYA BOTCHA	Yuvajana Sramika Rythu Congress Party	93270	54.10%	APPALA NAIDU KONDAPALLI	Telugu Desam	66259	38.45%	27011	15.70%
50	Vinukonda	223677	Bolla Brahma Naidu	Yuvajana Sramika Rythu Congress Party	120703	54.00%	Gonuguntla Venkata Seeta Ramjaneyulu	Telugu Desam	92075	41.16%	28628	12.80%
51	Chodavaram	174724	KARANAM DHARMASRI	Yuvajana Sramika Rythu Congress Party	94215	53.90%	KALIDINDI SURYA NAGA SANYASI RAJU	Telugu Desam	66578	38.10%	27637	15.80%
52	Kadiri	189980	P.V. SIDDA REDDY	Yuvajana Sramika Rythu Congress Party	102432	53.90%	KANDIKUNTA VENKATA PRASAD	Telugu Desam	75189	39.58%	27243	14.30%
53	Narsipatnam	174330	UMA SANKARA GANESH PETLA	Yuvajana Sramika Rythu Congress Party	93818	53.80%	AYYANNA PATRUDU CHINTAKAYALA	Telugu Desam	70452	40.41%	23366	13.40%

S.No.	Constituency	Total Votes Polled in the Constituency	MLA	Party	Total Votes polled for Winner	% of Vote Share	Runners up	Party	Votes Polled for Runners up	% of Vote Share of Runners up	Margin of Victory	% of Margin of Victory
54	Cheepurupalli	165883	BOTCHA SATYANARAYANA	Yuvajana Sramika Rythu Congress Party	89262	53.80%	NAGARJUNA KIMIDI	Telugu Desam	62764	37.84%	26498	16.00%
55	Anantapur urban	165141	ANANTHA VENKATARAMI REDDY	Yuvajana Sramika Rythu Congress Party	88704	53.70%	PRABHAKAR CHOWDARY .V	Telugu Desam	60006	36.34%	28698	17.40%
56	Chintalapudi	216232	VUNNAMATLA RAKADA ELIZA	Yuvajana Sramika Rythu Congress Party	115755	53.50%	KARRA RAJARAO	Telugu Desam	79580	36.80%	36175	16.70%
57	Parvathipuram	140675	ALAJANGI JOGARAO	Yuvajana Sramika Rythu Congress Party	75304	53.50%	Bobbili Chiranjeevulu	Telugu Desam	51105	36.33%	24199	17.20%
58	Gudivada	167902	KODALI SRI VENKATESWARA RAO	Yuvajana Sramika Rythu Congress Party	89833	53.50%	AVINASH DEVINENI	Telugu Desam	70354	41.90%	19479	11.60%
59	Yemmiganur	181121	K CHENNAKESAVA REDDY	Yuvajana Sramika Rythu Congress Party	96498	53.30%	B JAYA NAGESWARA REDDY	Telugu Desam	70888	39.14%	25610	14.10%

S.No.	Constituency	Total Votes Polled in the Constituency	MLA	Party	Total Votes polled for Winner	% of Vote Share	Runners up	Party	Votes Polled for Runners up	% of Vote Share of Runners up	Margin of Victory	% of Margin of Victory
60	Chirala	157511	KARANAM BALARAMA KRISHNA MURTHY	Telugu Desam	83901	53.30%	AMANCHI KRISHNA MOHAN	Yuvajana Sramika Rythu Congress Party	66482	42.21%	17419	11.10%
61	Atmakur	174307	MEKAPATI GOUTHAM REDDY	Yuvajana Sramika Rythu Congress Party	92758	53.20%	BOLLINENI KRISHNAIAH	Telugu Desam	70482	40.44%	22276	12.80%
62	Nellimarla	177463	APPALA NAIDU BADDUKONDA	Yuvajana Sramika Rythu Congress Party	94258	53.10%	NARAYANASWAMY NAIDU PATHIVADA	Telugu Desam	66207	37.31%	28051	15.80%
63	Palakonda	136712	VISWASARAYI KALAVATHI	Yuvajana Sramika Rythu Congress Party	72054	52.70%	JAYAKRISHNA NIMMAKA	Telugu Desam	54074	39.55%	17980	13.20%
64	Kovvur	152611	TANETI VANITA	Yuvajana Sramika Rythu Congress Party	79892	52.40%	ANITHA VANGALAPUDI	Telugu Desam	54644	35.81%	25248	16.50%
65	Markapuram	177714	Kunduru Nagarjuna Reddy	Yuvajana Sramika Rythu Congress Party	92680	52.20%	Kandula Narayana Reddy	Telugu Desam	74013	41.65%	18667	10.50%

S.No.	Constituency	Total Votes Polled in the Constituency	MLA	Party	Total Votes polled for Winner	% of Vote Share	Runners up	Party	Votes Polled for Runners up	% of Vote Share of Runners up	Margin of Victory	% of Margin of Victory
66	Tuni	177375	DADISETTI RAJA	Yuvajana Sramika Rythu Congress Party	92459	52.10%	YANAMALA KRISHNUDU	Telugu Desam	68443	38.59%	24016	13.50%
67	Macherla	211900	RAMAKRISHNAREDDY PINNELLI.	Yuvajana Sramika Rythu Congress Party	110406	52.10%	ANJI REDDY ANNAPUREDDY	Telugu Desam	88488	41.76%	21918	10.30%
68	Ongole	193971	BALINENI SRINIVASA REDDY (VASU)	Yuvajana Sramika Rythu Congress Party	101022	52.10%	DAMACHARLA JANARDHANA RAO	Telugu Desam	78777	40.61%	22245	11.50%
69	Gurazala	225103	KASU MAHESH REDDY	Yuvajana Sramika Rythu Congress Party	117204	52.10%	YARAPATHINENI SRINIVASA RAO	Telugu Desam	88591	39.36%	28613	12.70%
70	Kurupam	143258	PUSHPASREEVANI . PAMULA	Yuvajana Sramika Rythu Congress Party	74527	52.00%	VEERA VARA THODRAMAL NARA SIMHA PRIYA THATRAJ	Telugu Desam	47925	33.45%	26602	18.60%

S.No.	Constituency	Total Votes Polled in the Constituency	MLA	Party	Total Votes polled for Winner	% of Vote Share	Runners up	Party	Votes Polled for Runners up	% of Vote Share of Runners up	Margin of Victory	% of Margin of Victory
71	Bapatla	153769	KONA RAGHUPATHI	Yuvajana Sramika Rythu Congress Party	79836	51.90%	ANNAM SATISH PRABHAKAR	Telugu Desam	64637	42.04%	15199	9.90%
72	Amadalavalasa	150071	THAMMINENI SEETHARAM	Yuvajana Sramika Rythu Congress Party	77897	51.90%	KOONA RAVIKUMAR	Telugu Desam	63906	42.58%	13991	9.30%
73	Polavaram	213311	TELLAM BALA RAJU	Yuvajana Sramika Rythu Congress Party	110523	51.80%	BORAGAM SRINIVASULU	Telugu Desam	68453	32.09%	42070	19.70%
74	Narasannapeta	167529	DHARMANA KRISHNA DAS	Yuvajana Sramika Rythu Congress Party	86797	51.80%	Baggu Ramana Murthy	Telugu Desam	67242	40.14%	19555	11.70%
75	Salur	151713	PEEDIKA. RAJANNA DORA	Yuvajana Sramika Rythu Congress Party	78430	51.70%	R. P. BHANJ DEO	Telugu Desam	58401	38.49%	20029	13.20%
76	Kandukur	195916	MAHEEDHAR REDDY MANUGUNTA	Yuvajana Sramika Rythu Congress Party	101275	51.70%	POTHULA RAMA RAO	Telugu Desam	86339	44.07%	14936	7.60%

S.No.	Constituency	Total Votes Polled in the Constituency	MLA	Party	Total Votes polled for Winner	% of Vote Share	Runners up	Party	Votes Polled for Runners up	% of Vote Share of Runners up	Margin of Victory	% of Margin of Victory
77	Jaggampeta	181127	Jyothula Naga Veera Venkata Vishnu Satya Marthanda Rao	Yuvajana Sramika Rythu Congress Party	93496	51.60%	JYOTHULA VENKATA APPARAO	Telugu Desam	70131	38.72%	23365	12.90%
78	Nellore Rural	166092	Kotamreddy Sridhar Reddy	Yuvajana Sramika Rythu Congress Party	85724	51.60%	Abdul Aziz Shaik	Telugu Desam	64948	39.10%	20776	12.50%
79	Sattenapalli	203731	AMBATI RAMBABU	Yuvajana Sramika Rythu Congress Party	105063	51.60%	KODELA SIVA PRASADA RAO	Telugu Desam	84187	41.32%	20876	10.20%
80	Hindupur	178167	Nandamuri Balakrishna	Telugu Desam	91704	51.50%	SHAIK MOHAMMED IQBAL	Yuvajana Sramika Rythu Congress Party	74676	41.91%	17028	9.60%
81	Denduluru	186989	ABBAYA CHOWDARY KOTHARI	Yuvajana Sramika Rythu Congress Party	96142	51.40%	CHINTHAMANENI PRABHAKAR	Telugu Desam	78683	42.08%	17459	9.30%

S.No.	Constituency	Total Votes Polled in the Constituency	MLA	Party	Total Votes polled for Winner	% of Vote Share	Runners up	Party	Votes Polled for Runners up	% of Vote Share of Runners up	Margin of Victory	% of Margin of Victory
82	Rajam	162534	KAMBALA JOGULU	Yuvajana Sramika Rythu Congress Party	83561	51.40%	KONDRU MURALI MOHAN	Telugu Desam	66713	41.05%	16848	10.40%
83	Sarvepalli	189392	KAKANI GOVARDHAN REDDY	Yuvajana Sramika Rythu Congress Party	97272	51.40%	CHANDRAMOHAN REDDY SOMIREDDY	Telugu Desam	83299	43.98%	13973	7.40%
84	Nandigama	170474	MONDITOKA JAGAN MOHANA RAO	Yuvajana Sramika Rythu Congress Party	87493	51.30%	Tangirala Sowmya	Telugu Desam	76612	44.94%	10881	6.40%
85	Rajanagaram	176785	JAKKAMPUDI RAJA	Yuvajana Sramika Rythu Congress Party	90680	51.30%	PENDURTHI VENKATESH	Telugu Desam	58908	33.32%	31772	18.00%
86	Banaganapalle	195020	KATASANI RAMI REDDY	Yuvajana Sramika Rythu Congress Party	99998	51.30%	B.C.JANARDHAN REDDY	Telugu Desam	86614	44.41%	13384	6.90%
87	Madanapalle	179830	Mohammed Nawaz Basha	Yuvajana Sramika Rythu Congress Party	92066	51.20%	Dommalapati Ramesh	Telugu Desam	62418	34.71%	29648	16.50%

S.No.	Constituency	Total Votes Polled in the Constituency	MLA	Party	Total Votes polled for Winner	% of Vote Share	Runners up	Party	Votes Polled for Runners up	% of Vote Share of Runners up	Margin of Victory	% of Margin of Victory
88	Penukonda	189114	MALAGUNDLA SANKARANARAYANA	Yuvajana Sramika Rythu Congress Party	96607	51.10%	B.K.PARTHASARATHI	Telugu Desam	81549	43.12%	15058	8.00%
89	Etcherla	195372	Gorle. Kiran Kumar	Yuvajana Sramika Rythu Congress Party	99672	51.00%	Kalavenkata Rao Kimidi	Telugu Desam	80961	41.44%	18711	9.60%
90	V.Madugula	154609	BUDI MUTYALA NAIDU	Yuvajana Sramika Rythu Congress Party	78830	51.00%	GAVIREDDI RAMANAIDU	Telugu Desam	62438	40.38%	16392	10.60%
91	Visakhapatnam West	134818	GANA VENKATA REDDY NAIDU PETHAKAMSETTI (GANABABU)	Telugu Desam	68699	51.00%	VIJAY PRASAD MALLA	Yuvajana Sramika Rythu Congress Party	49718	36.88%	18981	14.10%
92	Addanki	207501	GOTTIPATI RAVIKUMAR	Telugu Desam	105545	50.90%	BACHINA CHENCHU GARATAIAH	Yuvajana Sramika Rythu Congress Party	92554	44.60%	12991	6.30%

S.No.	Constituency	Total Votes Polled in the Constituency	MLA	Party	Total Votes polled for Winner	% of Vote Share	Runners up	Party	Votes Polled for Runners up	% of Vote Share of Runners up	Margin of Victory	% of Margin of Victory
93	Nuzvid	200547	Meka Venkata Pratap Apparao	Yuvajana Sramika Rythu Congress Party	101950	50.80%	Muddaraboina Venkateswararao.	Telugu Desam	85740	42.75%	16210	8.10%
94	Palasa	150691	APPALARAJU SEEDIRI	Yuvajana Sramika Rythu Congress Party	76603	50.80%	GOUTHU SIREESHA	Telugu Desam	60356	40.05%	16247	10.80%
95	Dharmavaram	210679	KETHIREDDY VENKATARAMI REDDY	Yuvajana Sramika Rythu Congress Party	106909	50.70%	GONUGUNTLA SURYANARAYANA	Telugu Desam	91243	43.31%	15666	7.40%
96	Tiruvuru	175682	Kokkiligadda Rakshana Nidhi	Yuvajana Sramika Rythu Congress Party	89118	50.70%	Kothapalli Samuel Jawahar	Telugu Desam	78283	44.56%	10835	6.20%
97	Paderu	140616	BHAGYA LAKSHMI KOTTAGULLI	Yuvajana Sramika Rythu Congress Party	71153	50.60%	ESWARI. GIDDI	Telugu Desam	28349	20.16%	42804	30.40%
98	Rayadurg	216112	KAPU RAMACHANDRA REDDY	Yuvajana Sramika Rythu Congress Party	109043	50.50%	KALAVA SRINIVASULU	Telugu Desam	94994	43.96%	14049	6.50%

S.No.	Constituency	Total Votes Polled in the Constituency	MLA	Party	Total Votes polled for Winner	% of Vote Share	Runners up	Party	Votes Polled for Runners up	% of Vote Share of Runners up	Margin of Victory	% of Margin of Victory
99	PAYAKARAOPETA	195725	GOLLA BABURAO	Yuvajana Sramika Rythu Congress Party	98745	50.50%	B. BANGARAIH	Telugu Desam	67556	34.52%	31189	15.90%
100	Pathapatnam	152599	REDDY SHANTHI	Yuvajana Sramika Rythu Congress Party	76941	50.40%	KALAMATA VENKATA RAMANA MURTHYI	Telugu Desam	61390	40.23%	15551	10.20%
101	Pedakurapadu	197885	SANKARA RAO NAMBURU	Yuvajana Sramika Rythu Congress Party	99577	50.30%	KOMMALAPATI SRIDHAR	Telugu Desam	85473	43.19%	14104	7.10%
102	Chilakaluripet	188115	RAJINI VIDADALA	Yuvajana Sramika Rythu Congress Party	94430	50.20%	PRATHIPATI PULLARAO	Telugu Desam	86129	45.79%	8301	4.40%
103	Visakhapatnam East	173804	RAMAKRISHNA BABU VELAGAPUDI	Telugu Desam	87073	50.10%	AKKARAMANI VIJAYA NIRMALA	Yuvajana Sramika Rythu Congress Party	60599	34.87%	26474	15.20%
104	Madakasira	177103	M THIPPESWAMY	Yuvajana Sramika Rythu Congress Party	88527	50.00%	K ERANNA	Telugu Desam	75391	42.57%	13136	7.40%

S.No.	Constituency	Total Votes Polled in the Constituency	MLA	Party	Total Votes polled for Winner	% of Vote Share	Runners up	Party	Votes Polled for Runners up	% of Vote Share of Runners up	Margin of Victory	% of Margin of Victory
105	Jaggayyapeta	176115	UDAYABHANU SAMINENI	Yuvajana Sramika Rythu Congress Party	87965	49.90%	RAJAGOPAL SREERAM	Telugu Desam	83187	47.23%	4778	2.70%
106	Rajahmundry City	167604	ADIREDDY BHAVANI	Telugu Desam	83702	49.90%	ROUTHU SURYA PRAKASA RAO	Yuvajana Sramika Rythu Congress Party	53637	32.00%	30065	17.90%
107	Pendurthi	200371	ANNAMREDDY ADEEP RAJ	Yuvajana Sramika Rythu Congress Party	99759	49.80%	BANDARU SATYANARAYANA MURTHY	Telugu Desam	70899	35.38%	28860	14.40%
108	Srungavarapukota	183901	Kadubandi Srinivasa Rao	Yuvajana Sramika Rythu Congress Party	91451	49.70%	Kolla Lalitha Kumari	Telugu Desam	80086	43.55%	11365	6.20%
109	Tekkali	176583	ATCHANNAIDU KINJARAPU	Telugu Desam	87658	49.60%	PERADA TILAK	Yuvajana Sramika Rythu Congress Party	79113	44.80%	8545	4.80%
110	Tadipatri	187874	K. PEDDA REDDY	Yuvajana Sramika Rythu Congress Party	92911	49.50%	ASHMIT REDDY.J.C.	Telugu Desam	85400	45.46%	7511	4.00%

S.No.	Constituency	Total Votes Polled in the Constituency	MLA	Party	Total Votes polled for Winner	% of Vote Share	Runners up	Party	Votes Polled for Runners up	% of Vote Share of Runners up	Margin of Victory	% of Margin of Victory
111	Santhanuthalapadu	180290	T.J.R. Sudhakar Babu	Yuvajana Sramika Rythu Congress Party	89160	49.50%	Vijay Kumar B.N	Telugu Desam	80082	44.42%	9078	5.00%
112	Mylavaram	232500	VASANTHA VENKATA KRISHNA PRASAD	Yuvajana Sramika Rythu Congress Party	114940	49.40%	UMA MAHESWARARAO DEVINENI	Telugu Desam	102287	43.99%	12653	5.40%
113	Kavali	195071	RAMIREDDY PRATAP KUMAR REDDY	Yuvajana Sramika Rythu Congress Party	95828	49.10%	KATAMREDDY VISHNU VARDHAN REDDY	Telugu Desam	81711	41.89%	14117	7.20%
114	Pileru	178447	CHINTHALA RAMACHANDRA REDDY	Yuvajana Sramika Rythu Congress Party	87300	48.90%	NALLARI KISHAN KUMAR REDDY	Telugu Desam	79426	44.51%	7874	4.40%
115	Rampachodavaram	201712	NAGULAPALLI DHANALAKSHMI.	Yuvajana Sramika Rythu Congress Party	98318	48.70%	VANTHALA RAJESWARI	Telugu Desam	59112	29.31%	39206	19.40%
116	Bobbili	174457	SAMBANGI VENKATACHINA APPALA NAIDU	Yuvajana Sramika Rythu Congress Party	84955	48.70%	VENKATA SUJAY KRISHNA RANGA RAO RAVU	Telugu Desam	76603	43.91%	8352	4.80%

S.No.	Constituency	Total Votes Polled in the Constituency	MLA	Party	Total Votes polled for Winner	% of Vote Share	Runners up	Party	Votes Polled for Runners up	% of Vote Share of Runners up	Margin of Victory	% of Margin of Victory
117	Tadikonda	178473	Vundavalli Sridevi	Yuvajana Sramika Rythu Congress Party	86848	48.70%	Tenali Sravan Kumar	Telugu Desam	82415	46.18%	4433	2.50%
118	Repalle	186123	ANAGANI SATYA PRASAD	Telugu Desam	89975	48.30%	VENKATA RAMANA RAO MOPIDEVI	Yuvajana Sramika Rythu Congress Party	78420	42.13%	11555	6.20%
119	Uravakonda	186756	PAYYAVULA KESHAV	Telugu Desam	90209	48.30%	Y.VISWESWARA REDDY	Yuvajana Sramika Rythu Congress Party	88077	47.16%	2132	1.10%
120	Kondapi	203376	DOCTOR DOLA SREE BALA VEERANJANEYA SWAMY	Telugu Desam	98142	48.30%	MADASI VENKAIAH	Yuvajana Sramika Rythu Congress Party	97118	47.75%	1024	0.50%
121	Nidadavole	168096	G. Srinivas Naidu	Yuvajana Sramika Rythu Congress Party	81001	48.20%	Burugupalli Sesharao	Telugu Desam	59313	35.29%	21688	12.90%

S.No.	Constituency	Total Votes Polled in the Constituency	MLA	Party	Total Votes polled for Winner	% of Vote Share	Runners up	Party	Votes Polled for Runners up	% of Vote Share of Runners up	Margin of Victory	% of Margin of Victory
122	Vizianagaram	164420	VEERA BHADRA SWAMY KOLAGATLA	Yuvajana Sramika Rythu Congress Party	78849	48.00%	ADITI VIJAYALAKSHMI GAJAPATHI RAJU PUSAPATI	Telugu Desam	72432	44.05%	6417	3.90%
123	Achanta	138747	CHERUKUVADA SRIRANGANADHA RAJU	Yuvajana Sramika Rythu Congress Party	66494	47.90%	SATYANARAYANA PITHANI	Telugu Desam	53608	38.64%	12886	9.30%
124	Kaikalur	171772	DULAM NAGESWARA RAO	Yuvajana Sramika Rythu Congress Party	82128	47.80%	JAYAMANGALA VENKATA RAMANA	Telugu Desam	72771	42.36%	9357	5.40%
125	Parchur	203155	YELURI SAMBA SIVARAO	Telugu Desam	97076	47.80%	DAGGUBATI VENKATESWARA RAO	Yuvajana Sramika Rythu Congress Party	95429	46.97%	1647	0.80%
126	Guntur East	161522	MOHAMMED MUSTAFA SHAIK	Yuvajana Sramika Rythu Congress Party	77047	47.70%	MOHAMMED NASEER	Telugu Desam	54956	34.02%	22091	13.70%
127	Kurnool	152659	Abdul Hafeez Khan	Yuvajana Sramika Rythu Congress Party	72819	47.70%	T.G. Bharath	Telugu Desam	67466	44.19%	5353	3.50%

S.No.	Constituency	Total Votes Polled in the Constituency	MLA	Party	Total Votes polled for Winner	% of Vote Share	Runners up	Party	Votes Polled for Runners up	% of Vote Share of Runners up	Margin of Victory	% of Margin of Victory
128	Nagari	168764	R.K. ROJA	Yuvajana Sramika Rythu Congress Party	80333	47.60%	GALI BHANU PRAKASH	Telugu Desam	77625	46.00%	2708	1.60%
129	Vemuru (SC)	171618	MERUGU NAGARJUNA	Yuvajana Sramika Rythu Congress Party	81671	47.60%	ANANDA BABU NAKKA	Telugu Desam	71672	41.76%	9999	5.80%
130	Mangalagiri	228469	Alla Rama Krishna Reddy (RK)	Yuvajana Sramika Rythu Congress Party	108464	47.50%	Nara Lokesh	Telugu Desam	103127	45.14%	5337	2.30%
131	Penamaluru	213929	KOLUSU PARTHA SARATHY	Yuvajana Sramika Rythu Congress Party	101485	47.40%	Bode Prasad	Telugu Desam	90168	42.15%	11317	5.30%
132	Srikakulam	177297	DHARMANA PRASADA RAO	Yuvajana Sramika Rythu Congress Party	84084	47.40%	GUNDA LAKSHMI DEVI	Telugu Desam	78307	44.17%	5777	3.30%
133	Nellore City	158363	ANIL KUMAR POLUBOINA	Yuvajana Sramika Rythu Congress Party	75040	47.40%	NARAYANA PONGURU	Telugu Desam	73052	46.13%	1988	1.30%

S.No.	Constituency	Total Votes Polled in the Constituency	MLA	Party	Total Votes polled for Winner	% of Vote Share	Runners up	Party	Votes Polled for Runners up	% of Vote Share of Runners up	Margin of Victory	% of Margin of Victory
134	Adoni	157298	Y. SAI PRASAD REDDY	Yuvajana Sramika Rythu Congress Party	74109	47.10%	KONKA MEENAKSHI NAIDU	Telugu Desam	61790	39.28%	12319	7.80%
135	Gannavaram	220718	Vamsi Vallabhaneni	Telugu Desam	103881	47.10%	Yarlagadda Venkatarao	Yuvajana Sramika Rythu Congress Party	103043	46.69%	838	0.40%
136	Prathipadu	164915	Sri Purnachandra Prasad Parvatha	Yuvajana Sramika Rythu Congress Party	77103	46.80%	Varupula Raja	Telugu Desam	72492	43.96%	4611	2.80%
137	Ichchapuram	172423	ASHOK BENDALAM	Telugu Desam	79992	46.40%	PIRIYA SAIRAJ	Yuvajana Sramika Rythu Congress Party	72847	42.25%	7145	4.10%
138	KALYANDURG	190841	K.V. Usha Sricharan	Yuvajana Sramika Rythu Congress Party	88051	46.10%	Umamaheswara Naidu Madineni	Telugu Desam	68155	35.71%	19896	10.40%
139	Anakapalli	159249	A V S S Amarnath Gudivada	Yuvajana Sramika Rythu Congress Party	73207	46.00%	Peela Govinda Satyanarayana	Telugu Desam	65038	40.84%	8169	5.10%

S.No.	Constituency	Total Votes Polled in the Constituency	MLA	Party	Total Votes polled for Winner	% of Vote Share	Runners up	Party	Votes Polled for Runners up	% of Vote Share of Runners up	Margin of Victory	% of Margin of Victory
140	Tenali	205768	ANNABATHUNI SIVA KUMAR	Yuvajana Sramika Rythu Congress Party	94495	45.90%	ALAPATI RAJENDRA PRASAD	Telugu Desam	76846	37.35%	17649	8.60%
141	Ponnur	190849	Venkatroshaiah Kilari	Yuvajana Sramika Rythu Congress Party	87570	45.90%	Dhulipalla Narendra Kumar	Telugu Desam	86458	45.30%	1112	0.60%
142	Eluru	161511	ALLA KALI KRISHNA SRINIVAS	Yuvajana Sramika Rythu Congress Party	72247	44.70%	BADETI KOTA RAMA RAO	Telugu Desam	68175	42.21%	4072	2.50%
143	Pithapuram	186682	Dorababu Pendem	Yuvajana Sramika Rythu Congress Party	83459	44.70%	S.V.S.N. VARMA	Telugu Desam	68467	36.68%	14992	8.00%
144	Tirupati	180429	BHUMANA KARUNAKAR REDDY	Yuvajana Sramika Rythu Congress Party	80544	44.60%	M SUGUNA	Telugu Desam	79836	44.25%	708	0.40%
145	Ramachandrapuram	168891	CHELLUBOYINA SRINIVASA VENUGOPALAKRISHNA	Yuvajana Sramika Rythu Congress Party	75365	44.60%	THOTA TRIMURTHULU	Telugu Desam	70197	41.56%	5168	3.10%

S.No.	Constituency	Total Votes Polled in the Constituency	MLA	Party	Total Votes polled for Winner	% of Vote Share	Runners up	Party	Votes Polled for Runners up	% of Vote Share of Runners up	Margin of Victory	% of Margin of Victory
146	Undi	186077	MANTENA RAMARAJU	Telugu Desam	82730	44.50%	P V L Narasimha Raju	Yuvajana Sramika Rythu Congress Party	71781	38.58%	10949	5.90%
147	Vijayawada East	186923	Gadde Rama Mohan	Telugu Desam	82990	44.40%	Boppana Bhava Kumar	Yuvajana Sramika Rythu Congress Party	67826	36.29%	15164	8.10%
148	Machilipatnam	149102	PERNI VENKATARAMAIAH (NANI)	Yuvajana Sramika Rythu Congress Party	66141	44.40%	KOLLU RAVINDRA	Telugu Desam	60290	40.44%	5851	3.90%
149	Bhimli	229890	MUTTAMSETTI SRINIVASARAO (AVANTHI SRINIVAS)	Yuvajana Sramika Rythu Congress Party	101629	44.20%	SABBAM HARI	Telugu Desam	91917	39.98%	9712	4.20%
150	Prathipadu (SC)	210342	Mekathoti Sucharitha	Yuvajana Sramika Rythu Congress Party	92508	44.00%	Dokka Manikya Varaprasada Rao	Telugu Desam	85110	40.46%	7398	3.50%

S.No.	Constituency	Total Votes Polled in the Constituency	MLA	Party	Total Votes polled for Winner	% of Vote Share	Runners up	Party	Votes Polled for Runners up	% of Vote Share of Runners up	Margin of Victory	% of Margin of Victory
151	Palacole	156421	DR. NIMMALA RAMANAIDU	Telugu Desam	67549	43.20%	Dr. SATYANARAYANA MURTY CHAVATAPALLI @Dr.BABJI	Yuvajana Sramika Rythu Congress Party	49740	31.80%	17809	11.40%
152	Gannavaram	156212	KONDETI CHITTI BABU	Yuvajana Sramika Rythu Congress Party	67373	43.10%	NELAPUDI STALIN BABU	Telugu Desam	45166	28.91%	22207	14.20%
153	Kakinada City	171604	Dwarampudi Chandra Sekhara Reddy	Yuvajana Sramika Rythu Congress Party	73890	43.10%	VANAMADI VENKATESWARA RAO @ KONDABABU	Telugu Desam	59779	34.84%	14111	8.20%
154	ELAMANCHILI	168766	UPPALAPATI VENKATA RAMANAMURTHY RAJU	Yuvajana Sramika Rythu Congress Party	71934	42.60%	PANCHAKARLA RAMESH BABU	Telugu Desam	67788	40.17%	4146	2.50%
155	Avanigadda	184372	RAMESH BABU SIMHADRI	Yuvajana Sramika Rythu Congress Party	78445	42.50%	BUDDHAPRASAD MANDALI	Telugu Desam	57720	31.31%	20725	11.20%

S.No.	Constituency	Total Votes Polled in the Constituency	MLA	Party	Total Votes polled for Winner	% of Vote Share	Runners up	Party	Votes Polled for Runners up	% of Vote Share of Runners up	Margin of Victory	% of Margin of Victory
156	Amalapuram	169382	VISWARUPU PINIPE	Yuvajana Sramika Rythu Congress Party	72003	42.50%	AITHABATHULA ANANDARAO	Telugu Desam	46349	27.36%	25654	15.10%
157	Pedana	145848	JOGI RAMESH	Yuvajana Sramika Rythu Congress Party	61920	42.50%	KAGITHA KRISHNA PRASAD	Telugu Desam	54081	37.08%	7839	5.40%
158	Tadepalligudem	167761	KOTTU SATYANARAYANA	Yuvajana Sramika Rythu Congress Party	70741	42.20%	ELI VENKATA MADHUSUDHANARAO	Telugu Desam	54275	32.35%	16466	9.80%
159	Mandapeta	186429	JOGESWARA RAO. V	Telugu Desam	78029	41.90%	PILLI SUBHAS CHANDRA BOSE	Yuvajana Sramika Rythu Congress Party	67429	36.17%	10600	5.70%
160	Visakhapatnam South	125701	GANESH KUMAR VASUPALLI	Telugu Desam	52172	41.50%	DRONAMRAJU SRINIVASA RAO	Yuvajana Sramika Rythu Congress Party	48443	38.54%	3729	3.00%
161	Peddapuram	162928	Nimmakayala China Rajappa	Telugu Desam	67393	41.40%	Thota Saraswathi Ane Vani	Yuvajana Sramika Rythu Congress Party	63366	38.89%	4027	2.50%

S.No.	Constituency	Total Votes Polled in the Constituency	MLA	Party	Total Votes polled for Winner	% of Vote Share	Runners up	Party	Votes Polled for Runners up	% of Vote Share of Runners up	Margin of Victory	% of Margin of Victory
162	Guntur West	174645	MADDALI GIRIDHARA RAO	Telugu Desam	71864	41.10%	CHANDRAGIRI YESURATNAM	Yuvajana Sramika Rythu Congress Party	67575	38.69%	4289	2.50%
163	Mummidivaram	192043	PONNADA VENKATA SATISH KUMAR	Yuvajana Sramika Rythu Congress Party	78522	40.90%	DATLA SUBBA RAJU (BUTCHI BABU)	Telugu Desam	72975	38.00%	5547	2.90%
164	Narasapuram	136556	MUDUNURI PRASADA RAJU	Yuvajana Sramika Rythu Congress Party	55556	40.70%	BOMMIDI. NAYAKER	Janasena Party	49120	35.97%	6436	4.70%
165	Kothapeta	203938	CHIRLA JAGGIREDDY	Yuvajana Sramika Rythu Congress Party	82645	40.50%	BANDARU SATYANANDA RAO	Telugu Desam	78607	38.54%	4038	2.00%
166	TANUKU	188494	KARUMURI VENKATA NAGESWARA RAO	Yuvajana Sramika Rythu Congress Party	75975	40.30%	ARIMILLI RADHA KRISHNA	Telugu Desam	73780	39.14%	2195	1.20%
167	Kakinada Rural	184507	Kurasala Kannababu	Yuvajana Sramika Rythu Congress Party	74068	40.10%	Ananthlakshmi Pilli	Telugu Desam	65279	35.38%	8789	4.80%

S.No.	Constituency	Total Votes Polled in the Constituency	MLA	Party	Total Votes polled for Winner	% of Vote Share	Runners up	Party	Votes Polled for Runners up	% of Vote Share of Runners up	Margin of Victory	% of Margin of Victory
168	Vijayawada central	178013	VISHNU VARDHAN MALLADI	Yuvajana Sramika Rythu Congress Party	70721	39.70%	BONDA UMAMAHESWARA RAO	Telugu Desam	70696	39.71%	25	0.01%
169	Rajamundry Rural	188827	Gorantla Butchaiah Choudary	Telugu Desam	74166	39.30%	AKULA VEERRAJU	Yuvajana Sramika Rythu Congress Party	63762	33.77%	10404	5.50%
170	Visakhapatnam North	176841	GANTA SRINIVASA RAO	Telugu Desam	67352	38.10%	KAMMILA KANNAPARAJU (K.K. RAJU)	Yuvajana Sramika Rythu Congress Party	65408	36.99%	1944	1.10%
171	Vijaywada West	153623	Velam Palli Srinivasa Rao	Yuvajana Sramika Rythu Congress Party	58435	38.00%	Shabana Musarat Khatoon	Telugu Desam	50764	33.04%	7671	5.00%
172	Gajuwaka	199284	NAGIREDDY TIPPALA	Yuvajana Sramika Rythu Congress Party	75292	37.80%	PAWAN KALYAN KONIDALA	Janasena Party	58539	29.37%	16753	8.40%
173	Bhimavaram	192061	GRANDHI SRINIVAS	Yuvajana Sramika Rythu Congress Party	70642	36.80%	PAWAN KALYAN KONIDALA	Janasena Party	62285	32.43%	8357	4.40%

S.No.	Constituency	Total Votes Polled in the Constituency	MLA	Party	Total Votes polled for Winner	% of Vote Share	Runners up	Party	Votes Polled for Runners up	% of Vote Share of Runners up	Margin of Victory	% of Margin of Victory
174	Araku valley	157575	CHETTI. PALGUNA	Yuvajana Sramika Rythu Congress Party	53101	33.70%	DONNU DORA SIYYARI	Independent	27660	17.55%	25441	16.10%
175	Razole	149605	RAPAKA VARA PRASADA RAO	Janasena Party	50053	33.50%	RAJESWARA RAO BONTHU	Telugu Desam	49239	32.91%	814	0.50%

Table: Vote Share and Margin of Victory of MLAs in Andhra Pradesh Assembly Elections

Ramesh Kandula

Contact Details

Andhra Pradesh Election Watch

<p> Mr. Rakesh Reddy Dubbudu State Coordinator +91-98854-19012 rakesh.dubbudu@gmail.com </p>

Association for Democratic Reforms

<p>Media and Journalist Helpline</p> <p>+91 80103 94248 Email: adr@adrindia.org</p>	<p>Maj. Gen. Anil Verma (Retd.) Head National Election Watch, Association for Democratic Reforms 011 4165 4200 +91 88264 79910 anilverma@adrindia.org</p>	<p>Prof Jagdeep Chhokar IIM Ahmedabad (Retd.) Founder Member, National Election Watch, Association for Democratic Reforms +91 99996 20944 jchhokar@gmail.com</p>	<p>Prof Trilochan Sastry IIM Bangalore Founder Member, National Election Watch, Association for Democratic Reforms +91 94483 53285 trilochan@iimb.ac.in</p>
---	--	--	--

DISCLAIMER

All information in this report has been taken from the website of Election Commission of India (www.eci.gov.in) at the time of making this report. **ADR does not add or subtract any information, unless the EC changes the data. In particular, no unverified information from any other source is used.** While all efforts have been made to ensure that the information is in keeping with what is available in the ECI website, in case of discrepancy between information in this report and that given in the ECI website, the information available ECI website should be treated as correct. Association for Democratic Reforms, Andhra Pradesh Election Watch and their volunteers are not responsible or liable for any damage arising directly or indirectly from the publication of this report